



Plant Hawke's Bay

local native plants to
enhance our environment

2024 PRICE & PLANT LIST






Price ex GST

Grade	1 – 100	100 plus
Tinus Root-trainers	\$4.50	\$3.00
Bomentray 28	\$5.00	\$ 3.30
Pot 1.5 L	\$10.00	\$7.50








































46 Omarunui Road, Waiohiki RD3, Napier 4183

- Office 06 844 1680
- Marie (Managing Director) 0274 424 536














The symbols or dots
displayed indicate what
grade plants are available
and what the plants attract

	Honeybee
	Bird
	Duck
	Skink
	Butterfly















RESTORATION/REVEGETATION

COMMON NAME	GENUS	SPECIES	NOTES	ATTRACTS	RTT	BMT	1.5L
WINEBERRY/MAKOMAKO	ARISTOTELIA	SERRATA	GREAT BIRD FOOD TO 8M	 		○	○
DROOPY TOETOE	AUSTRODERIA	FULVIDA	FAST GROWING COLONISER FOR STREAM EDGES			○	
TOETOE	AUSTRODERIA	TOETOE	FAST GROWING COLONISER DRIER SITES			○	
SWAMP COPROMSA	COPROSMA	PROPINQUA	CAN COPE WITH WET SITES, BLUE WHITE BERRIES	 		○	○
TAUPATA	COPROSMA	REPENS	COASTAL, HEDGES TO 8M, ORANGE BERRIES	 		○	○
KARAMU	COPROSMA	ROBUSTA	GOOD FOR REGENERATION 5M BERRIES			○	
CABBAGE TREE/TI KOUKA	CORDYLINE	AUSTRALIS	SUITABLE WIDE RANGE SITES	 	○	○	○
AKEAKE	DODONAEA	VISCOZA	SMALL TREE GOOD FOR DRY TO 10M				
BROADLEAF	GRISILINEA	LITTORALIS	TOUGH AND HARDY TO 17M, GOOD TO HEDGE				○
NARROW LEAVED LACEBARK	HOHERIA	ANGUSTIFOLIA	ELEGANT ROUNDED FORM WHEN MATURE AT 6M	 		○	
LACEBARK/HOUHERE	HOHERIA	SEXTYLOSA	FAST GROWING TO 8M	 		○	
KANUKA	KUNZEA	ROBUSTA	DRY SITES TO 16M	 		○	
MANUKA	LEPTOSPERMUM	SCOPARIUM	WETTER SITES TO 18M	 		○	
POHUEHUE	MUEHLENBECKIA	COMPLEXA	SCRAMBLING GROUND COVER			○	
NGAIO	MYOPORUM	LAETUM	HARDY & FAST GROWING TO 8M	 		○	
COASTAL TREE DAISY	OLEARIA	SOLANDRI	HARDY RESTORATION SPECIES TO 5M			○	
TAUHINU	OZOTHAMNUS	LEPTOPHYLLUS	FOR HOT HARD RESTORATION SITES TO 5M			○	
COASTAL/MOUNTAIN FLAX	PHORMIUM	COOKIANUM	TOUGH AND HARDY, 1.5M X 1.5M	 	○	○	○
SWAMP FLAX	PHORMIUM	TENAX	UP TO 3M HIGH	 	○	○	○
TARATA/LEMONWOOD	PITTOSPORUM	EUGENIOIDES	LEMON SCENTED LEAVES, TO 9M, HEDGING	 	○	○	○
RALPH'S KARO	PITTOSPORUM	RALPHII	TOUGHEST PLANT FOR HB, WIND HARDY TO 5M	 		○	
KOHUHU	PITTOSPORUM	TENUIFOLIUM	FAST GROWING TO 10M	 	○	○	○
RIBBONWOOD/MANATU	PLAGIANTHUS	REGIUS	FAST GROWING, DECIDUOUS TO 17M			○	
TOTARA	PODOCARPUS	TOTARA	TIMBER SPECIES, BIRD FOOD, CANOPY	 			○
KOWHAI	SOPHORA	TETRAPTERA	SUITS WIDE RANGE SITES TO 14M	 			○
KOROMIKO	VERONICA	STRICTA	FAST GROWING HEBE TO 4M			○	


















WETLAND SPECIES

COMMON NAME	GENUS	SPECIES	NOTES	ATTRACTS	RTT	BMT	1.5L
OIOI JOINTED RUSH	<i>APODASMIA</i>	<i>SIMILIS</i>	CREATE BEDS OF OIOI ON WETLAND MARGINS			○	○
DROOPY TOETOE	<i>AUSTRODERIA</i>	<i>FULVIDA</i>	FAST GROWING COLONISER FOR STREAM EDGES			○	
CUTTY GRASS	<i>CAREX</i>	<i>GEMINATA</i>	FAST GROWING, BINDS SOILS			○	
PUKIO	<i>CAREX</i>	<i>SECTA</i>	FAST GROWING FOR WETTEST SITES	 	○	○	
	<i>CAREX</i>	<i>SOLANDRI</i>	SMALL COMPACT SEDGE FOR WETLANDS			○	
	<i>CAREX</i>	<i>VIRGATA</i>	DRIER SITES THAN PUKIO	 		○	
CABBAGE TREE/TE KOUKA	<i>CORDYLINE</i>	<i>AUSTRALIS</i>	SUITABLE WIDE RANGE SITES	 	○	○	○
GIANT UMBRELLA SEDGE	<i>CYPERUS</i>	<i>USTULATUS</i>	ROBUST COLONISING SEDGE			○	
KAHIKATEA	<i>DACRYCARPUS</i>	<i>DACRYDIOIDES</i>	TALL SPECIES, BIRD FOOD, TO 60M				○
WIWI KNOBBY CLUBRUSH	<i>FICINIA</i>	<i>NODOSA</i>	WETLAND SPECIES		○	○	
MANUKA	<i>LEPTOSPERMUM</i>	<i>SCOPARIUM</i>	WETTER SITES TO 18M	 		○	
COASTAL TREE DAISY	<i>OLEARIA</i>	<i>SOLANDRI</i>	HARDY RESTORATION SPECIES TO 5M			○	
RIBBONWOOD/MANATU	<i>PLAGIANTHUS</i>	<i>REGIUS</i>	FAST GROWING, DECIDUOUS TO 17M			○	
	<i>SCHOENOPLECTUS</i>	<i>SP</i>	TALL, HOLLOW STEMMED RUSH, UNCOMMON			○	
RAUPO	<i>TYPHA</i>	<i>ORIENTALIS</i>	BULLRUSH, FOR WATER'S EDGE PLANTINGS				○




COASTAL/BEACH SPECIES

COMMON NAME	GENUS	SPECIES	NOTES	ATTRACTS	RTT	BMT	1.5L
TOETOE	AUSTRODERIA	TOETOE	FAST GROWING COLONISER DRIER SITES			○	
SAND COPROSMA	COPROSMA	ACEROSA	SAND BINDING DENSELY BRANCHED GROUNDCOVER			○	○
KARAKA	CORNYOCARPUS	LAEVIGATUS	NEEDS SHADE TO START, TO 18M, BERRIES				○
WHAU	ENTELEA	ARBORESCENS	FAST GROWING VERY LIGHT WOOD FLOWERS WHITE				○
WIWI KNOBBY CLUBRUSH	FICINIA	NODOSA	WETLAND SPECIES		○	○	
SEARUSH	JUNCUS	KRAUSII	SOURCED FROM COASTAL WETLANDS AT AHURIRI			○	
PUKA	MERYTA	SINCLAIRII	VERY LARGE LEAVES UP TO 9M FROM THREE KINGS IS				○
POHUTUKAWA	METROSIDEROS	EXCELSA	NZ CHRISTMAS TREE TO 25M				○
CREEPING POHUEHUE	MUEHLENBECKIA	COMPLEXA	FAST GROWING SCRAMBLER, GOOD COVER			○	
LEAFLESS POHUEHUE	MUEHLENBECKIA	EPHEDROIDES	RARE GRAVEL BEACH PLANT LOOKS LIKE WIRE				○
NGAIO	MYOPORUM	LAETUM	HARDY & FAST GROWING TO 8M			○	
COASTAL/MOUNTAIN FLAX	PHORMIUM	COOKIANUM	TOUGH AND HARDY, 1.5M X 1.5M	 	○	○	○
HYBRID FLAX	PHORMIUM	X	NATURALLY OCCURING HYBRID FROM CAPE TURNAGAIN	 		○	
SALTMARSH RIBBONWOOD	PLAGIANTHUS	DIVARICATUS	PERFECT FOR ESTUARINE EDGES TO 3M	 		○	
REMUREMU	SELLIERA	RADICANS	TURF MAT FOR COASTAL SITES AND PAVING				○







SECONDARY SPECIES (NEED SHADE)

COMMON NAME	GENUS	SPECIES	NOTES	ATTRACTS	RTT	BMT	1.5L
TITOKI	<i>ALECTRYON</i>	<i>EXCELSUS</i>	NEEDS SHADE, CANOPY SPECIES TO 17M	 			○
RANGIORA	<i>BRACHYGLOTTIS</i>	<i>REPANDA</i>	SHRUB TO 7M, LARGE WIDE LEAVES, FLOWERS OCTOBER				○
PUTAPUTAWETA	<i>CARPODETUS</i>	<i>SERRATUS</i>	ELEGANT SMALL TREE TO 10M	 			○
	<i>COPROSMA</i>	<i>CRASSIFOLIA</i>	YELLOW OR WHITE BERRIES TO 5M	 			○
FOREST CABBAGE TREE	<i>CORDYLINE</i>	<i>BANKSII</i>	ELEGANT WEEPING FORM TO 3M				○
KARAKA	<i>CORNYOCARPUS</i>	<i>LAEVIGATUS</i>	NEEDS SHADE TO START, TO 18M, BERRIES				○
KAHIKATEA	<i>DACRYCARPUS</i>	<i>DACRYDIOIDES</i>	TALL SPECIES, BIRD FOOD, TO 60M				○
TREE FUCHSIA	<i>FUCHSIA</i>	<i>EXCORTICATA</i>	TO 12M LIKES DAMP SITUATION PAPERY BARK				○
PIGEONWOOD	<i>HEDYCARYA</i>	<i>ARBOREA</i>	TO 15M IMPORTANT PART OF HAWKE'S BAY FORESTS				○
REWAREWA	<i>KNIGHTIA</i>	<i>EXCELSA</i>	TO 30M CYLINDRICAL FORM LONG TOOTHED LEAVES	 			○
PUKATEA	<i>LAURELIA</i>	<i>NOVAE-ZELANDIAE</i>	FOR WETLANDS, TO 30M, BRIGHT GREEN TOOTHED LEAVES				○
MAHOE/WHITEYWOOD	<i>MELICYTUS</i>	<i>RAMIFLORUS</i>	FAST GROWING UNDERSTOREY TO 10M	 		○	○
MATAI	<i>PRUMNOPITYS</i>	<i>TAXIFOLIA</i>	SLOW GROWING MAGNIFICENT TREE TO 40M				○
FIVE-FINGER	<i>PSEUDOPANAX</i>	<i>ARBOREUS</i>	FAST GROWING UNDERSTOREY TO 10M	 		○	○
LANCEWOOD	<i>PSEUDOPANAX</i>	<i>CRASSIFOLIUS</i>	NEEDLE LIKE LEAVES, TO 13M	 			○
NIKAU	<i>RHOPALOSTYLIS</i>	<i>SAPIDA</i>	GROW TO 10M PLUS	 			○
PATE	<i>SCHLEFFERA</i>	<i>DIGITATA</i>	NEEDS DAMP SITE	 			○
TUREPO/SMALL LEAVED MILK TREE	<i>STREBLUS</i>	<i>HETEROPHYLLUS</i>	ELEGANT SMALL TREE TO 10M	 			○


GROUNDCOVERS & GRASSES

COMMON NAME	GENUS	SPECIES	NOTES	ATTRACTS	RTT	BMT	1.5L
RENGARENGA LILY	ARTHROPODIUM	CIRRATUM	PERFECT GROUNDCOVER FOR DRY SHADE, FLOWERS			O	O
BROWN SEDGE	CAREX	COMANS	SMALL SOFT BROWN TUSsock LIKE SEDGE			O	O
	CAREX	FLAGILLIFERA	FOREST SEDGE NEEDS SHADE, SMALL WITH A TAIL			O	
	CAREX	TENUICULMIS	TUSsock FORMING SEDEGE TO 40CM, WETLANDS				O
	CAREX	TESTACEA	BRIGHT ORANGE COLOURED GRASS TOUGH SITES 50CM				O
	CHIONOCHLOA	FLAVICANS	HALF SIZED TOETOE FROM TE MATA PEARK				O
KAKABEAK	CLIANTHUS	MAXIMUS	RARE HAWKE'S BAY PLANT FLOWERS SPRING				O
	COPROSMA	HAWERA	FLAT AND TOUGH FORM FOR GROUNDCOVER				O
	COPROSMA X	KIRKII	NATURAL HYBRID, SPRAWLING FOR BANKS				O
TOATOA	HALORAGIS	ERECTA	BOTH GREEN AND RED FORMS				O
	LEPTINELLA	PLATTS BLACK	FLAT FERN-LIKE GROUNDCOVER FOR SHADE OR SUN				O
NZ IRIS	LIBERTIA	GRANDIFOLIA	FOR SHADY SPOTS, SPRING FLOWERS				O
	LIBERTIA	PERIGRINANS	ORANGE FORM FOR OPEN SITES FOUND IN HB				O
	LOBELIA	ANGULATA	DELICATE GROUNDCOVER FOR SHADY PLACES				O
	MUEHLENBECKIA	AXILLARIS	GOOD GROUNDCOVER WITH TIGHT GREEN SMALL LEAVES				O
TE MATA PIMELEA	PIMELEA	MIMOSA	LIKE A SMALL GREY HAIRY HEBE, RARE				O
	VERONICA	COLENSOI	HAWKE'S BAY HEBE GREY WITH WHITE FLOWERS				O
	VERONICA	TOPIARA	TIGHT MOUNDING GREY HEBE				O

MORE FABULOUS PLANTS FOR GARDENS

COMMON NAME	GENUS	SPECIES	NOTES	ATTRACTS	RTT	BMT	1.5L
	COROKIA	FROSTED CHOCOLATE	CHOCOLATE BROWN LEAVES, FOR HEDGING				○
	COROKIA	GEENTYS GIANT	HEDGING FORM WITH LARGE LEAVES				○
	COROKIA	GEENTYS GREEN	UPRIGHT WITH GREEN GREY LEAVES				○
	COROKIA	POUNAMU	SMALL LEAVED TIGHT FORM FOR EDGING				○
	DIANELLA	MARGARET PRINGLE	A VARIEGATED BLUEBERRY FOR SHADY SPOTS				○
BROADLEAF	GRISILINEA	BROADWAY MINT	HEDGING FORM OF BROADLEAF				○
	JUNCUS	BLUE DART	UPRIGHT BLUE HARDY SEDGE FOR LANDSCAPING				○
LOMANDRA	LOMANDRA	LIME TUFF	BRIGHT GREEN AUSTRALIAN GRASS, HARDY				○
	METROSIDEROS	MAUNGAPIKO	A HYBRID POHUTUKAWA, TALL TO 8M				○
	MUEHLENBECKIA	ASTONII	SHRUBBY AND HARDY, ZIG ZAGGY BRANCHES				○
	PHORMIUM	EMERALD GEM	BRIGHT GREEN UPRIGHT LEAVES TO 50CM TIDY			○	○
	PHORMIUM	JACK SPRATT	TO 60CM, BROWN LEAVES TIDY				○
	PHORMIUM	SURFER	80CM GREEN COMPACT EDGES BRONZE				○
	PHORMIUM	SWEET MIST	40CM SMALL BRONZE FLAX				○
	PITTOSPORUM	POM POM	COMPACT, MOUNDING EDGING SHRUB TO 1M				○
	PODOCARPUS	MATAPOURI BLUE	UPRIGHT TO 4M, CLIP FOR TOPIARY OR HEDGE FULL SUN				○
	PSEUOPANAX	HYBRIDS	VARIABLE FIVE FINGER LANCEWOOD HYBRIDS				○
DRAGONS GOLD KOWHAI	SOPHORA	DRAGONS GOLD	SHRUBBY, GOOD FOR HEDGING, FLOWERS EARLY				○
	VERONICA	SNOWDRIFT	GROWS TO ABOUT 1M, TIGHT FORM, WHITE FLOWERS	 			○

CLIMBERS

COMMON NAME	GENUS	SPECIES	NOTES	ATTRACTS	RTT	BMT	1.5L
FORSTER'S CLEMATIS	CLEMATIS	FORSTERII	CREAMY YELLOW FLOWERS SPRING, DAMPER SITES				o
NZ JASMINE	PARSONSIA	CAPSULARIS	BEAUTIFULLY SCENTED CLIMBER				o
NZ JASMINE	PARSONSIA	HETEROPHYLLA	BEAUTIFULLY SCENTED CLIMBER				o
PASSIONVINE	PASSIFLORA	TETRANDRA	SPECTACULAR CLIMBER, ORANGE BERRIES	 			o
SUPPLEJACK	RIPOGONUM	SCANDENS	FAST GROWING FOR WINTER BIRD FOOD				o

POPLARS

COMMON NAME	GENUS	SPECIES	NOTES	RTT	BMT	1.5L
VERONESE POPLAR	POPULUS	EURAMERICANA	SOIL CONSERVATION, DRY AND WINDY SITES		o	o
KAWA POPLAR	POPULUS	YUNNANENSIS	SOIL CONSERVATION, MOIST SITES		o	o